

What are the benefits of taking this course?

You will build on skills and confidence acquired at GCSE.

You will develop specialist technical and analytical skills through project tasks and your own creativity and imagination.

As well as gaining valuable UCAS points, you will need A level Art if you are thinking of a applying for specialist visual/creative arts or Art Foundation or Degree course.

If you enjoy are enjoying Art at the moment and prepared to work hard

Why take Art at A Level?

Key facts about the course:

The course consists of three main projects:

- **Unit 1. 'Autobiography'** (Y12) where you will be required to produce three main outcomes: 2D, 3D and mixed-media.
- **Unit 1. Personal Study:** (Y12-13) a self-selected project where you will produce your own outcomes and a 2000 word essay.
- **Unit 2. Exam** (Y13) Externally set theme (Terms 3-5).



All of the work you complete in lessons and for homework forms part of your coursework = 60% of final grade.

The exam = 40%. Set over 2.5 days (12 hours). You will have 12 weeks to plan and prepare your own artwork.

All work is formally assessed at the end of each unit and again at the end of the course, so there is always the opportunity to improve your grade before final assessment.

Course Assessment

As the course progresses, you will have the opportunity to work with traditional art materials and processes, as well as using more contemporary technologies. Students are encouraged to work on a larger scale in a more ambitious and meaningful ways.

There are 2 trips to major London galleries.

A Level Art & Design

The importance of keeping a sketchbook…

Your sketchbook is the backbone of your coursework and evidences 75% of your marks

100% A*-C grades

2 x A* Grade

2 x B Grade

1 x C Grade

2018 Results…

What could I go onto next?

Art and Design Foundation, Fine Art Painting and Sculpture, Print-making, Ceramics, Graphic Design, Illustration, Textiles, Architecture, Interior Design, Fashion, Product Design, Animation, Computer Graphics, Gaming Design, Art History, Photography, Film Making at Diploma or Degree level.

A Level Photography

You will learn about traditional and modern forms of photography:

- photograms
- Analogue darkroom printing and processing and 35mm photography
- Digital photography;
- Online portfolio of work (your own website for Photography)
- Photoshop editing
- Stop motion and GIFs
- Contextual study; history of photography, contemporary artists and photographers
- Create your own original outcomes.

About the course…

Learn and understand how to create images with light

Photograms



Darkroom processing; learn how develop film and print black and white photos

35mm Photography

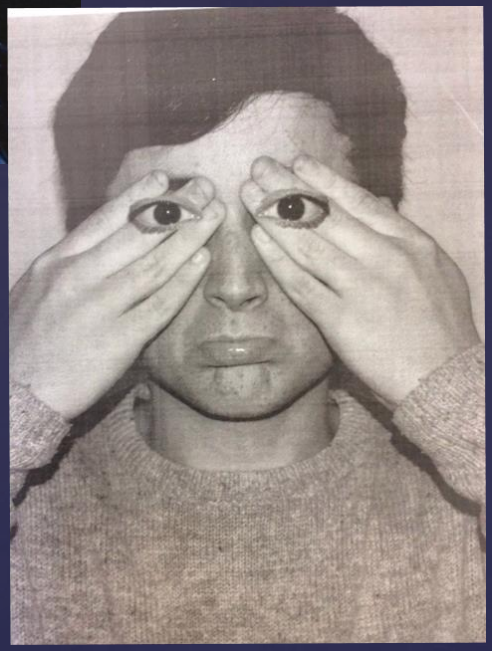



You will learn how to use digital and manual editing techniques to create imaginative and diverse images.

Digital Photography…

GIFS and Stop motion animation

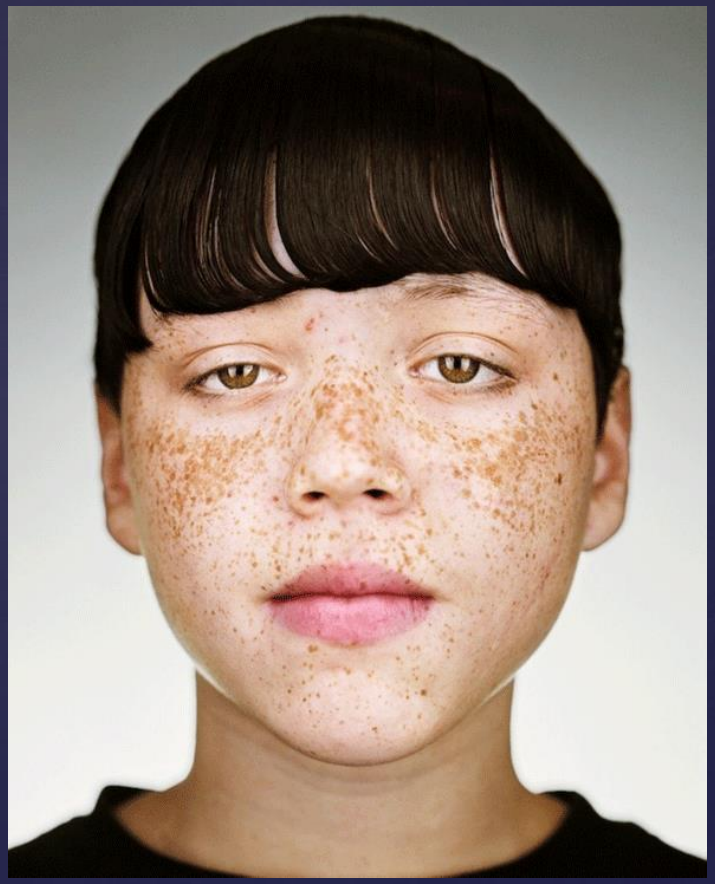

Field trips…

60% B Grades

40% C Grades

2019 Results